

Alumni Association for Welfare of Polytechnic Porbandar (AAW)

About Government Polytechnic Porbandar

The Government polytechnic Porbandar was established in the year 1960. This polytechnic having state of art infrastructure includes the various academic building for the diploma courses and learning resource utilisation centre. The Polytechnic Campus also having separate workshops, Playground and flag hosting ground. In view to provide accommodation to the students of others than Porbandar district, boys and girls hostels available at college campus. Entire campus is connected CWAN network. This college run under the TECHNICAL EDUCATIONAL department of government of Gujarat. There are four basic engineering branches Civil, Mechanical & Electrical and computer Engineering is available for diploma studies.

Thousands of the students have been passed out from the polytechnic college. Diploma holder from this institution, today, occupy places of pride in the industrial fields like the Road and building department ,GWSSB, G.E.B., GMB ,Public & Private sectors & the Armed Forces. In the educational field, the institution has produced Professors, lecturer, head of department and other notable post.

Alumni Association for Welfare of Polytechnic Porbandar (AAW)

(Registration Number: F/676/Porbandar dated: 17-02-2021)

Alumni Association for Welfare of Polytechnic Porbandar (AAW) was established in year 2021 with an aim to exchange ideas, spread knowledge, stimulate thinking among the alumni and help government polytechnic Porbandar to provide excellence in the field of Engineering.

Membership

Membership of Alumni Association for Welfare of Polytechnic Porbandar (AAW) is open to all alumni of polytechnic Porbandar along with faculty of polytechnic Porbandar. We welcome Alumni from other cities of India and abroad to join the alumni association and participate in the various activities of Alumni Association for Welfare of Polytechnic Porbandar (AAW). Alumni of this institute can became member of (AAW) by following **STEP-1** only.

(1) By paying Lifetime membership fee Rs. 300/- To be paid online by clicking this link:

<https://www.onlinesbi.sbi/sbicollect/icollecthome.htm?corpID=3814160>

Note: You will get confirmation and membership registration certification after successful payment of fee and verification of filled data. For any difficulties/query please feel free to contact us on: aaw.porbandar@gmail.com.

STEP 1: Pay membership fees.

1. Visit

<https://www.onlinesbi.sbi/sbicollect/icollecthome.htm?corpID=3814160>

link for Membership Registration with Fees Payment.

OR

Scan below QR code to go to Membership Registration with Fees Payment.



2. Select Payment Category:

For become member choose – Alumni Membership Fee

For donation choose – **Donation**

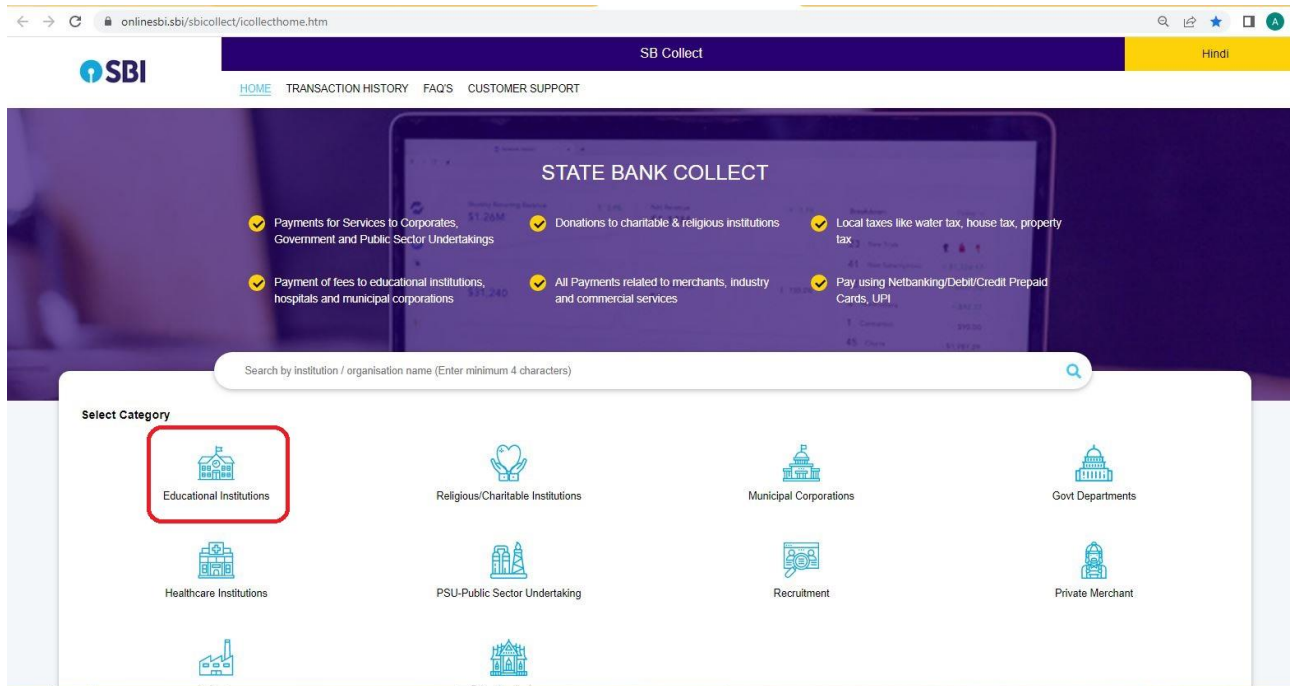
Fill all the details like your Surname, Name, Fathers name, Email, Mobile number, and other details as asked.

Then follow the process as per State bank collect and complete fund transfer and press submit button.

+ After successful payment and verification you will get Membership No, User ID and Password in your registered E-mail ID with membership certificate within few days.

User Guide for Registration Steps :

1. Select “Educational Institutes”



2. Select state as “Gujarat” and Educational Institute as “Government Polytechnic porbandar”

Payment Progress

Select Payee

Category: Educational Institutions

Porbandar

Filter by State: Gujarat

Name of Educational Institutions	State
GOVERNMENT POLYTECHNIC PORBANDAR	Gujarat

Showing 1 to 1 of 1 entries (filtered from 7,081 total entries)

Back

© State Bank of India

Privacy Statement Disclosures Terms of Use

3. Select payment category as “ALUMNI MEMBERSHIP FEE”

Payment Progress

GOVERNMENT POLYTECHNIC PORBANDAR | NEAR JILLA SEVA SADAN 1, OPP AIRPORT PORBANDAR, . Porbandar-360575

Enter Payment Details

Payment Category:

--Select any Category--

ALUMNI MEMBERSHIP FEE

DONATION

Back

© State Bank of India

Privacy Statement Disclosures Terms of Use

4. Fill up the required details and do “Next”.

← → ↻ onlinesbi.sbi/sbicollect/payment/listcategory.htm 🔍 📄 ☆

Payment Progress

➔

✔ Select Payee → ● Enter Payment Details → ○ Verify Payment Details → ○ Complete Payment → ○ Print Receipt

GOVERNMENT POLYTECHNIC PORBANDAR | NEAR JILLA SEVA SADAN 1, OPP AIRPORT PORBANDAR , , Porbandar-360575

Enter Payment Details

Payment Category*: ALUMNI MEMBERSHIP FEE

SURNAME* |

NAME*

FATHERS NAME*

MOBILE NO*

EMAIL ID*

DATE OF BIRTH* [dd/mm/yyyy]

GENDER* --Select GENDER--

CITY / VILLAGE*

DIPLOMA PROGRAMME* --Select DIPLOMA PROGRAMME--

← → ↻ onlinesbi.sbi/sbicollect/payment/listcategory.htm 🔍 📄 ☆

DESIGNATION IN YOUR ORGANIZATION OR BUSINESS

ALUMNI MEMBERSHIP FEE* 300
Fixed:Rs.300

Remarks:

- SPECIAL CHARACTERS ARE NOT ALLOWED IN THIS FORM. SO DO NOT USE LIKE .(,!*:;!@# \$ % ^ & *) For any difficulties or query please contact us on Email- aaw.porbandar@gmail.com
- For further information please visit www.gpporbandaratumni.in
- After successful payment and verification, you will get user Id and password in your registered email account within few days.

Enter Your Details


Individual Organisation / Corporate

Name*: Date of Birth*: [dd/mm/yyyy]

Mobile No*: Email ID:

On successful completion of payment,you will receive the transaction reference number on this mobile number On successful completion of payment, you will receive the transaction reference number on this email ID

I have read and agreed to the [Terms & Conditions](#)

Enter the text as shown in the image*: 

Select one of the Captcha options *

Image Captcha Audio Captcha

Back Reset Next


5. Verify your details and do “Next”.

← → ↻ onlinesbi.sbi/sbicollect/payment/confirmpayment.htm 🔍 📄 ☆ 🗄

✓ → ✓ → ● → ○ → ○

Select Payee Enter Payment Details **Verify Payment Details** Complete Payment Print Receipt

Verify Payment Details

 **GOVERNMENT POLYTECHNIC PORBANDAR**

Payment Details

Payment Category :	ALUMNI MEMBERSHIP FEE	Total Amount :INR 300.00
SURNAME:	abc	
NAME:	xyz	
FATHERS NAME:	pqr	
MOBILE NO:	0998877800	
EMAIL ID:	abc.xyz@gmail.com	
DATE OF BIRTH:	01/07/1995	
GENDER:	MALE	
CITY / VILLAGE:	Gandhinagar	
DIPLOMA PROGRAMME:	COMPUTER ENGINEERING	

← → ↻ onlinesbi.sbi/sbicollect/payment/confirmpayment.htm 🔍 📄 ☆ 🗄

MOBILE NO:	0998877800
EMAIL ID:	abc.xyz@gmail.com
DATE OF BIRTH:	01/07/1995
GENDER:	MALE
CITY / VILLAGE:	Gandhinagar
DIPLOMA PROGRAMME:	COMPUTER ENGINEERING
DIPLOMA PASSOUT YEAR:	2023
DIPLOMA ENROLLMENT NUMBER:	2362703xxx15
OCCUPATION:	ENTREPRENEUR
NAME OF ORGANIZATION OR BUSINESS:	HIJ
DESIGNATION IN YOUR ORGANIZATION OR BUSINESS:	hij
ALUMNI MEMBERSHIP FEE:	300
Remarks :	

Back Next

6. Complete Payment by selecting appropriate payment option.

(NOTE: UPI and Rupay Debit Card payment options are free of charge.)

The screenshot shows the SBI SB Collect payment interface. At the top, a progress bar indicates the steps: Select Payee (checked), Enter Payment Details (checked), Verify Payment Details (checked), Complete Payment (active), and Print Receipt. Below this, there are three main sections: Net Banking, Card Payments, and Other Payment Modes. Net Banking includes State Bank of India (Bank Charges: ₹ 0) and Other Banks Internet Banking (Bank Charges: ₹ 17.7). Card Payments includes Rupay Debit Card (Bank Charges: 0.0), Credit Cards (Bank Charges: ₹ 12.99), and Prepaid Cards (Bank Charges: ₹ 12.99). Other Payment Modes includes Branch (Bank Charges: ₹ 9.0), NEFT/RTGS (Bank Charges: ₹ 15.0), and UPI (Bank Charges: 0.0). A note indicates that UPI is not available between 22:30 hours IST and 23:30 hours IST.

7. After Successful Payment you will get the Payment Receipt.

The screenshot shows the SBI SB Collect payment receipt page. At the top, there is the SBI logo and the text "SB Collect". Below this, there are navigation links: HOME, TRANSACTION HISTORY, FAQs, and CUSTOMER SUPPORT. The main content area is titled "Payment Progress" and shows a progress bar with the same steps as in the previous screenshot. Below the progress bar, there is a section titled "Payment Mode: UPI". This section displays the "SB Collect Reference Number" as DUL9763470 and the "Transaction Amount" as ₹ 300.00. There are two buttons: "VPA" and "QR Code". Below these, there is a field for "VPA" and two buttons: "Cancel" and "Submit".

After successful payment and verification you will get Membership No, User ID and Password in your registered E-mail ID with membership certificate within few days.